



## EXPRESS 126

AUTOMATIC BAR FEEDER FOR LONG BARS

### ADAPTABILITY AND PERFORMANCE

The EXPRESS 126 offers, thanks to its optimized core and dual loading systems for small and medium bars, the best guidance and reliable loading assistance for lathes with fixed or sliding headstocks, for bars from diameter 1 to 26 mm.



YOUR ONE-STOP-SHOP FOR MACHINE-TOOL PERIPHERALS

LNS provide a full range of bar feeders, chip conveyors, coolant management systems and air filtration systems which are second to none on the market. We are known in the industry for solid expertise that we have gained over several decades, in an exceptionally wide range of applications with excellent customer service and technical support. This support is ensured by highly qualified technicians who are available at key locations throughout Europe.




YOUR ONE-STOP-SHOP  
FOR MACHINE-TOOL PERIPHERALS



## EXPRESS 126: ADAPTABILITY AND PERFORMANCE

With its improved base and dual loading system, the EXPRESS 126 builds upon its successors merges the best features into a cohesive package, simplify tasks and reach a new level of productivity, for bars from dia. 1 to 26 mm.



**GUIDING TUBES OR AUTOMATIC FRONT REST, FLEXIBLE FOR ANY APPLICATION**

Depending on the working range, the Express 126 can either be fitted with with guiding tubes plunging into the spindle, best suited for very small diameters, or a fully automatic front rest for full flexibility, and best performance on the full diameter range.




**STURDY AND OPTIMIZED CORE BEAM**

The core beam, a central component of the of the performance of any bar feeder, has been redesigned with innovative methodology and modern manufacturing, achieving a much better dampening of the vibrations created by turning.


**DUAL LOADING SYSTEM FOR SMALL AND MEDIUM BARS**

With just entering the bar diameter in the remote control, the EXPRESS 126 selects the best loading system, the screw type for bars up to dia. 5mm, or ramp for bigger diameters, to maximize the production capacity. A manual override is always possible.



**DRAWERS FOR ACCESSORIES**

Dedicated space for guiding elements, collets and rotating joints.




**POWERFUL AUTOMATIC REMNANT EXTRACTION SYSTEM**

The oversized vice to insert the bar and extract the remnant is actuated pneumatically and does not need any adjustment.



**ADAPTED, INTERCHANGEABLE ELEMENTS FOR SMALL AND BIG DIAMETERS**

While reusing the renowned and versatile guiding elements from its predecessors, the EXPRESS 126 expands their range with new, stiff and precisely machined channels specifically for maximum performance in the smaller diameters.



**STORAGE FOR PUSHERS**

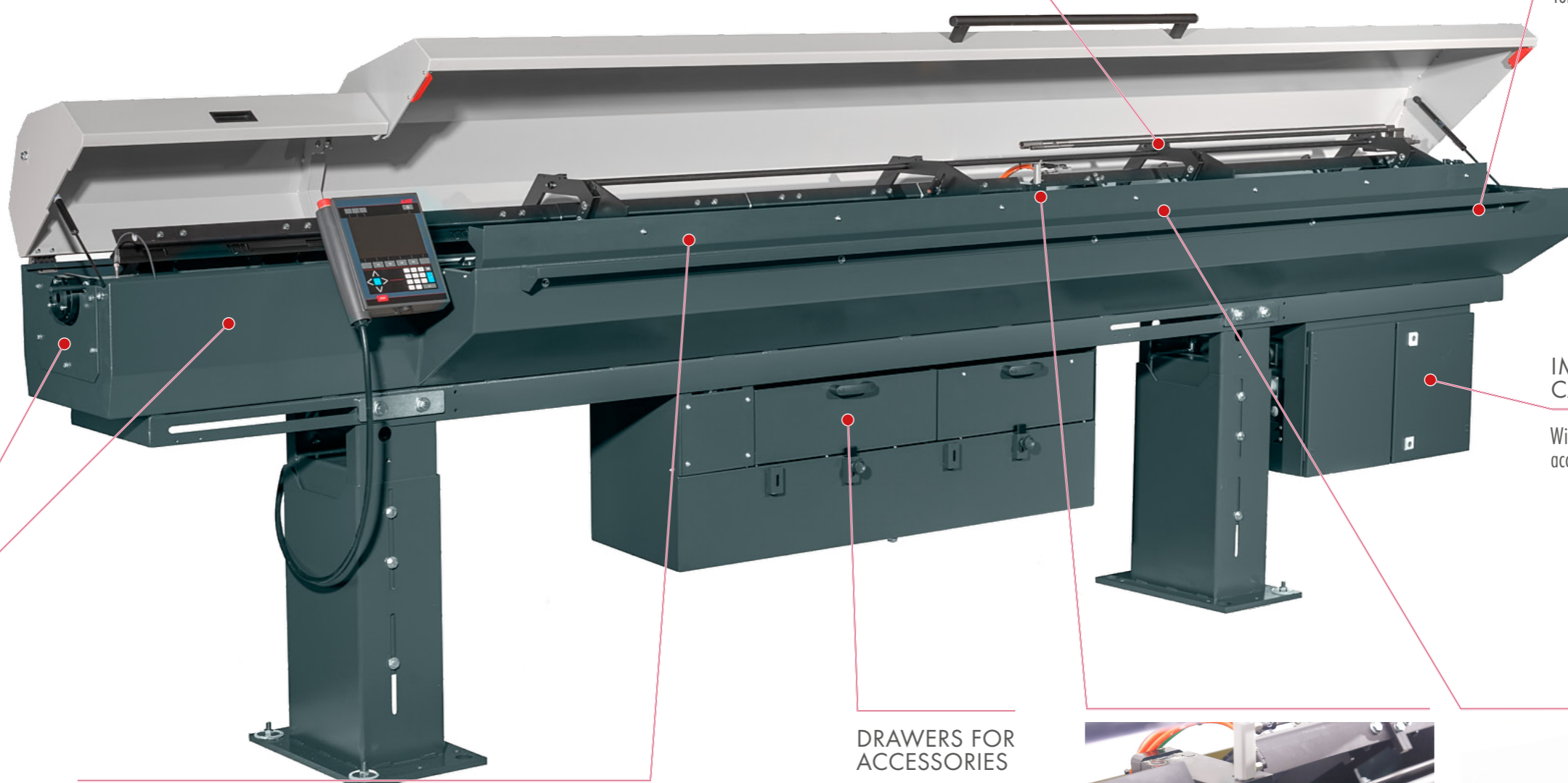
Dedicated, protected internal space for pushers.

**HIGH-PERFORMANCE SERVO DRIVE**

Allows travel and positioning at high speed to an exact, determined distance for sliding & fixed headstocks.

**IMPROVED ELECTRICAL CABINET**

With 2 doors opening sideways, the access is wide and comfortable





## EASY TO USE HMI AND ADVANCED CONNECTIVITY

Changing diameters makes up a large proportion of production costs. With just entering the bar diameter in the remote control, the EXPRESS 126 automatically adjusts the applied torques and speeds. The operator-friendly remote control ensures the interaction between the bar feeder and the lathe for a safe and efficient production process, offering many features:

- Multilingual menu navigation and parameter setup;
- Selected functions and ongoing operations are clearly visible on the colorful, touch TFT display;
- Part length and bar positioning lengths are easily verified and/or corrected.

The software includes as standard the INDUSTRY 4.0 connectivity to benefit from high-level communication, like remote monitoring.

## STANDARD OR 2-POSITION RETRACTION

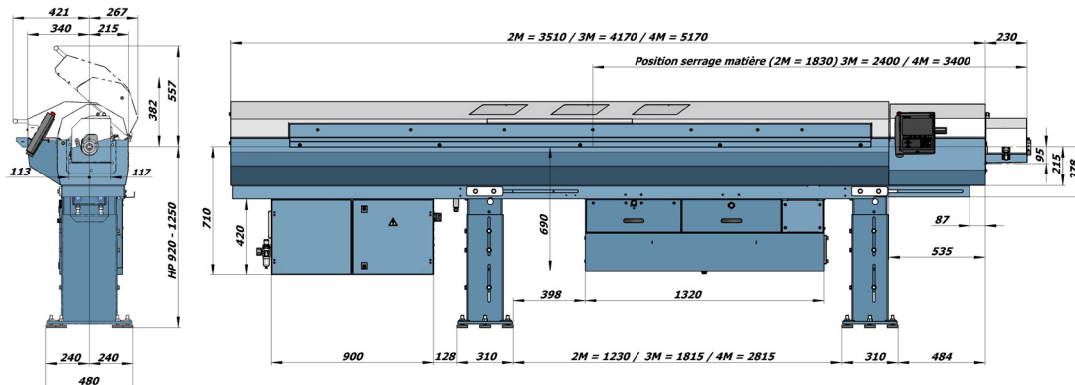
By loosening the four bolts on the stands from the operator side, the EXPRESS 126 retraction system allows a displacement of 500 mm in Z axis of the upper part of the barfeed, facilitating access to the lathe without compromising the precision of the alignment.

The optional 2-positions version build upon the standard retraction to offer one position to the front for working without guidebush, and one in the middle for working with guidebush.

Capacity		
Diameter	mm	∅ 1 – (23) 26
Bar length (min - 3M/4M)	mm	1300 - 3200 / 4200
Loading system		Lateral magazine (screw / ramp)
Loading capacity	mm	30 bars / 240 mm
Loading side		Left / Right
Applications		
Type of headstock		Fixed or sliding
Synchronization		Mechanical
Remnant length		Min. 70 / Max. 400
Remote control		Colour touchscreen
Z-axis retraction	mm	450

Diameter change		
Diameter set up	min	2 (for pusher collet)
Complete change	min	8 (including pusher)
Driving system		
Motor		Servo
Drive		Notched belt
Guide		Hydrodynamic / channel
Oil		60L, ISO VG 100
Options		
Adjustable 2-positions longitudinal movement for guidebushless mode		

## Floor plan (mm)



LNS Europe  
Route de Frinwillier  
2534 Orvin  
Switzerland

+41 32 358 02 00  
LNS@LNS-europe.com  
www.LNS-europe.com