



B BONTHRON & EWING AB
 Tel. 08- 514 307 60
 www.bonthron-ewing.se

NON SPARKING WRENCHES


739



- Combination wrenches 739
- Adjustable wrenches 740
- Impact wrenches 741
- Angled socket wrenches 742

NON SPARKING PLIERS

743



- Multigrip pliers 743
- Cutters 743
- Cutting pliers 743
- Lineman's pliers 744

NON SPARKING RATCHETS, SOCKETS, ACCESSORIES

745



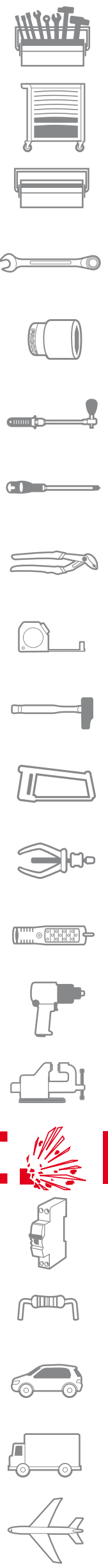
- 1/2" to 1" ratchets..... 745
- 1/2" sockets 745
- 3/4" sockets 746
- 1" sockets 747
- Accessories 748

NON SPARKING SCREWDRIVERS, KEYS

749



- Screwdrivers 749
- Hexagon keys 750



NON SPARKING IMPACT TOOLS

751



- Sledgehammers 751
- Hammers 752
- Wedges 752
- Chisel 753
- Drift punches 753

NON SPARKING CUTTING TOOLS

754



- Files 754
- Saws 755

NON SPARKING WRENCHES

756



- Pipe wrenches 756
- Valve wrenches 757



FACOM ADF
NON SPARKING TOOLS

ADF RANGE

NEW "FACOM ADF" NON SPARKING TOOLS PROGRAMME

- The FACOM ADF tool range has been designed for use in explosive or flammable atmospheres, where "traditional" steel tools may accidentally create sparks due to friction, impact, or by falling on a hard surface.
- The entire FACOM ADF range is made from a special Copper - Beryllium alloy having better mechanical properties than the other alloys proposed for use in non sparking tools.
- FACOM has determined the composition of the Cu-Be alloy as well as its specific treatment according to the use of each tool.
- In addition to its non sparking properties, the Cu-Be alloy is also anti-magnetic and highly corrosion resistant. Having a lower density, it also significantly reduces user fatigue.
- FACOM ADF tools have been designed in accordance with the most widely used dimensional standards (ISO, DIN, BSI, NF, etc.) or adapted to perform the tool's main functions.

FACOM ADF tools can be used in a wide variety of fields, such as:

- Mining
- Oil and gas extraction (off-shore & on-shore)
- Refineries, petrochemicals Pipeline maintenance
- Energy production and transport (gas, electricity, etc.)
- Naval shipyards Aeronautical transport, airports
- Paint manufacture
- Manufacture of explosives & flammable products.
- Arsenals, munitions and explosive products storage.
- Applications requiring demagnetised tools (metal shavings, etc.).
- Farming - Grain silos ...

The certificate TUV (n°TUV-F 09 ATEX 0005 X) have been found to comply with standard for a use in explosive atmospheres and with the Essential Health and Safety Requirements following EN 1127-1, EN 13463-1 (2007) and EN 13463-5 (2003).

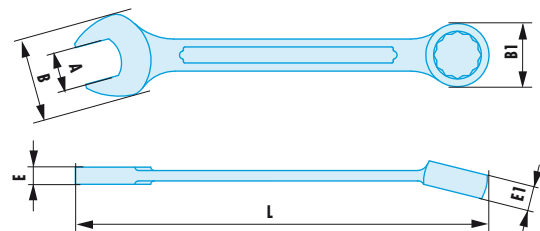
SAFETY FIRST

- Non sparking tools are not enough for protection from an explosion, other items adapted to the environment are necessary, such as: clothes, gloves, safety glasses and adapted materials.
- Tool's surface temperature must not be more than present gases temperature.
- Cu-Be alloy tools must not be in contact with acetylene (risk of spark).
- All Cu-Be alloy tools, in the state of finished product, presents no risk for the user. On the other hand any modification of these tools presents a risk of Cu-Be alloy particles liberation, harmful for the health.



Non sparking combination wrenches

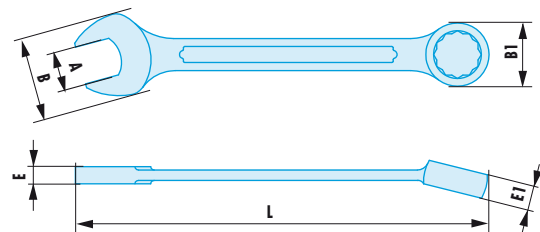
440.SR - Non sparking metric combination wrenches



- Special non sparking and anti-magnetic Copper-Beryllium alloy.

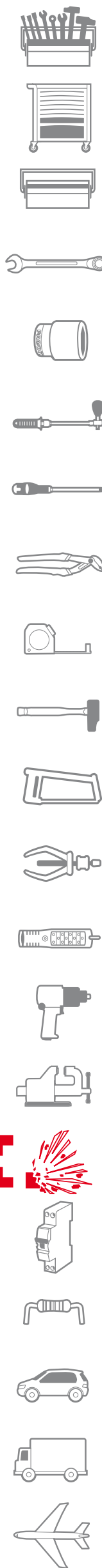
➤	A [mm]	B [mm]	B1 [mm]	E [mm]	E1 [mm]	L [mm]	ΔΔ [g]
440.6SR	6	14,0	11,6	4,4	6	105	20
440.7SR	7	17,5	14,5	5,0	7	120	25
440.8SR	8	17,5	14,5	5,0	7	120	35
440.9SR	9	22,0	18,0	5,4	8	135	40
440.10SR	10	22,0	18,0	5,4	8	135	55
440.11SR	11	26,5	21,0	6,0	9	150	55
440.12SR	12	26,5	21,0	6,0	9	150	75
440.13SR	13	30,0	23,0	6,6	10	175	75
440.14SR	14	30,0	23,0	6,6	10	175	120
440.15SR	15	35,0	27,0	7,6	11	195	125
440.16SR	16	35,0	27,0	7,6	11,0	195	155
440.17SR	17	35,0	27,0	7,6	11,0	195	155
440.18SR	18	39,0	31,0	8,0	12,0	215	210
440.19SR	19	39,0	31,0	8,0	12,0	215	210
440.20SR	20	45,0	34,0	9,5	13,5	230	225
440.21SR	21	45,0	34,0	9,5	13,5	230	225
440.22SR	22	46,0	36,0	9,4	14,0	245	250
440.23SR	23	49,0	38,0	9,4	15,2	265	250
440.24SR	24	49,0	38,0	10,0	15,2	265	260
440.25SR	25	49,0	38,0	9,4	15,2	265	260
440.26SR	26	56,0	42,0	10,0	17,0	290	420
440.27SR	27	56,0	42,0	11,4	17,0	290	420
440.30SR	30	61,0	49,0	13,0	20,0	320	560
440.32SR	32	65,0	52,0	14,0	21,0	340	670
440.34SR	34	72,0	55,0	15,0	21,0	360	850
440.35SR	35	72,0	55,0	15,0	21,0	360	890
440.36SR	36	72,0	55,0	15,0	21,0	360	890
440.38SR	38	82,0	64,0	15,0	21,0	430	1440
440.41SR	41	82,0	64,0	15,0	21,0	430	1440
440.46SR	46	90,0	70,0	16,0	22,0	480	1890
440.50SR	50	98,0	77,0	17,0	23,0	520	2220
440.55SR	55	108,0	83,0	18,0	23,0	560	2780
440.60SR	60	115,0	89,0	20,0	25,0	595	3230
440.65SR	65	125,0	95,0	21,0	27,0	595	3680
440.70SR	70	142,0	112,0	24,0	29,0	630	4770

440.SR - Non sparking inch combination wrenches





- Special non sparking and anti-magnetic Copper-Beryllium alloy.

➤	A ["]	B [mm]	B1 [mm]	E [mm]	E1 [mm]	L [mm]	ΔΔ [g]
440.1/4SR	1/4"	14,0	11,6	4,4	6,0	105	20
440.5/16SR	5/16"	17,5	14,5	5,0	7,0	120	40
440.3/8SR	3/8"	22,0	18,0	5,4	8,0	135	55
440.7/16SR	7/16"	26,5	21,0	6,0	9,0	150	55
440.1/2SR	1/2"	30,0	23,0	6,6	10,0	175	75
440.9/16SR	9/16"	30,0	23,0	6,6	10,0	175	120
440.19/32SR	19/32"	35,0	27,0	7,6	11,0	195	125
440.5/8SR	5/8"	35,0	27,0	7,6	11,0	195	155
440.11/16SR	11/16"	35,0	27,0	7,6	11,0	195	155
440.3/4SR	3/4"	39,0	31,0	8,0	12,0	215	210
440.13/16SR	13/16"	45,0	34,0	9,5	13,5	230	225
440.7/8SR	7/8"	46,0	36,0	9,4	14,0	245	250
440.15/16SR	15/16"	49,0	38,0	10,0	15,2	265	260
440.1PSR	1"	56,0	42,0	11,4	17,0	290	260
440.1P1/16SR	1-1/16"	56,0	42,0	11,4	17,0	290	420
440.1P1/8SR	1-1/8"	61,0	49,0	13,0	20,0	320	560
440.1P3/16SR	1-3/16"	61,0	49,0	13,0	20,0	320	560
440.1P1/4SR	1-1/4"	65,0	52,0	14,0	21,0	340	670
440.1P5/16SR	1-5/16"	72,0	52,0	15,0	21,0	360	850
440.1P3/8SR	1-3/8"	72,0	55,0	15,0	21,0	360	890



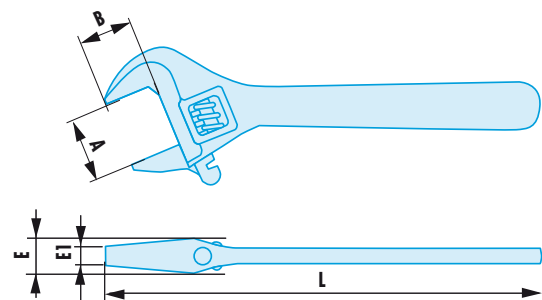
NON SPARKING TOOLS

FACOM HAS A VERY COMPREHENSIVE RANGE OF NON SPARKING TOOLS. For any non sparking tools not featured in the catalogue please contact your Facom representative or local dealer.



Non sparking adjustable wrenches

113A.SR - Non sparking adjustable wrenches

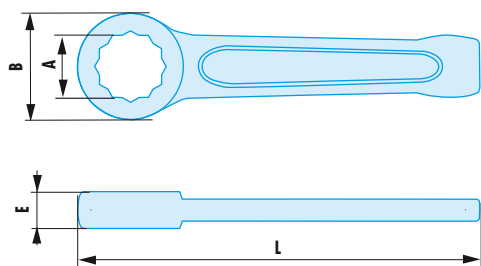


- Special non sparking and anti-magnetic Copper-Beryllium alloy.

➔	A [mm]	B [mm]	E [mm]	E1 [mm]	L [mm]	ΔΔ [g]
113A.6SR	18	18	10,8	8,0	150	135
113A.8SR	24	24	13,3	9,0	200	280
113A.10SR	30	28	15,7	10,6	250	440
113A.12SR	36	33	18,8	11,2	300	720
113A.15SR	46	42	23,4	13,7	375	1410
113A.18SR	55	51	26,7	15,0	450	2260

Non sparking impact wrenches

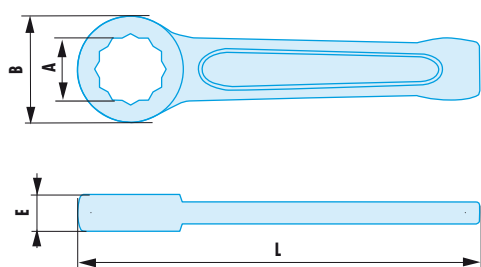
50.SR - Non sparking metric impact ring wrenches



- Special non sparking and anti-magnetic Copper-Beryllium alloy.

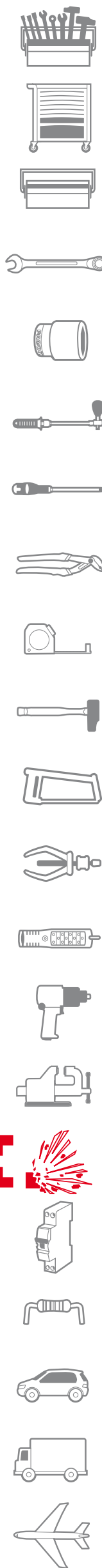
➤	A [mm]	B [mm]	E [mm]	L [mm]	ΔΔ [g]
50.17SR	17	32	12,0	145	210
50.19SR	19	32	12,0	145	200
50.22SR	22	42	14,0	165	245
50.24SR	24	42	14,0	165	235
50.27SR	27	46	16,0	175	350
50.30SR	30	53	16,0	185	475
50.32SR	32	53	16,0	185	465
50.34SR	34	58	19,0	205	580
50.36SR	36	58	19,0	205	580
50.38SR	38	64	20,0	225	790
50.41SR	41	64	20,0	225	755
50.46SR	46	73	22,0	235	990
50.50SR	50	78	23,0	250	1145
50.55SR	55	86	23,5	265	1440
50.60SR	60	92	25,5	274	1620
50.65SR	65	102	28,0	298	1995
50.70SR	70	108	31,5	320	2435
50.75SR	75	113	33,0	326	3010
50.80SR	80	124	34,0	350	3600
50.85SR	85	130	36,0	355	4330
50.90SR	90	142	39,0	390	5500
50.95SR	95	142	39,0	390	5450
50.100SR	100	155	43,0	420	7080
50.105SR	105	155	43,0	420	7000
50.110SR	110	168	45,0	450	9130
50.120SR	120	182	50,0	480	11000
50.130SR	130	200	57,0	520	12610
50.140SR	140	200	57,0	520	13000
50.150SR	150	220	58,0	565	14500

50.SR - Non sparking inch impact ring wrenches



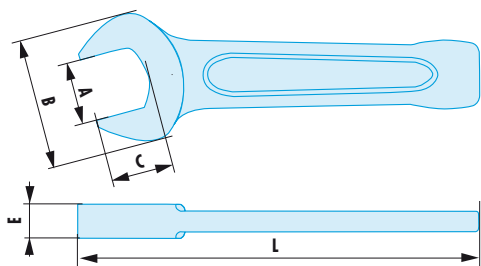
- Special non sparking and anti-magnetic Copper-Beryllium alloy.

➤	A ["]	B [mm]	E [mm]	L [mm]	ΔΔ [g]
50.11/16SR	11/16"	32	12,0	145	210
50.3/4SR	3/4"	32	12,0	145	200
50.7/8SR	7/8"	42	14,0	165	245
50.1PSR	1"	46	16,0	175	350
50.1P1/16SR	1-1/16"	46	16,0	175	350
50.1P1/8SR	1-1/8"	53	16,0	185	455
50.1P3/16SR	1-3/16"	53	16,0	185	475
50.1P1/4SR	1-1/4"	53	16,0	185	470
50.1P3/8SR	1-3/8"	58	19,0	205	560
50.1P1/2SR	1-1/2"	64	28,0	225	790
50.1P5/8SR	1-5/8"	64	28,0	225	755
50.1P3/4SR	1-3/4"	73	22,0	235	1020
50.1P13/16SR	1-13/16"	73	22,0	235	990
50.2PSR	2"	78	23,0	250	1145
50.2P1/16SR	2-1/16"	86	23,5	265	1145
50.2P3/16SR	2-3/16"	86	23,5	265	1350
50.2P13/64SR	2-13/64"	86	23,5	265	1350
50.2P5/16SR	2-5/16"	92	25,5	274	1620
50.2P3/8SR	2-3/8"	92	25,5	274	1620
50.2P1/2SR	2-1/2"	102	30,0	298	1900
50.2P9/16SR	2-9/16"	102	30,0	298	1900
50.2P5/8SR	2-5/8"	102	30,0	298	1900
50.2P3/4SR	2-3/4"	108	31,5	320	2270
50.2P15/16SR	2-15/16"	113	33,0	326	2680
50.3PSR	3"	113	33,0	326	2680
50.3P1/16SR	3-1/16"	124	34,0	350	2820
50.3P1/8SR	3-1/8"	124	34,0	350	2820
50.3P3/8SR	3-3/8"	130	36,0	355	4000
50.3P9/16SR	3-9/16"	142	39,0	390	5300
50.3P3/4SR	3-3/4"	142	39,0	390	5300
50.3P15/16SR	3-15/16"	155	43,0	420	6730
50.4P1/8SR	4-1/8"	155	43,0	420	6730



Non sparking wrenches

49.SR - Non sparking metric impact open end wrenches

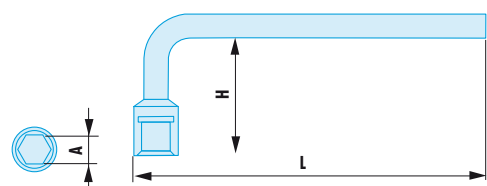


- Special non sparking and anti-magnetic Copper-Beryllium alloy.

➤	A [mm]	B [mm]	C [mm]	E [mm]	L [mm]	ΔΔ [g]
49.17SR	17	40,5	19	11,0	125	150
49.19SR	19	40,5	19	11,0	125	150
49.22SR	22	46,0	22	12,0	135	195
49.24SR	24	50,0	24	12,0	150	245
49.27SR	27	57,0	27	15,0	175	335
49.30SR	30	64,0	30	16,0	190	435
49.32SR	32	66,0	32	16,0	190	515
49.36SR	36	75,0	36	18,0	210	725
49.38SR	38	82,0	38	18,0	220	955
49.41SR	41	87,0	41	18,5	230	955
49.46SR	46	98,0	46	20,0	250	1225
49.50SR	50	108,0	50	20,5	275	1340
49.52SR	52	108,0	52	20,5	275	1500
49.55SR	55	117,0	55	23,0	305	1665
49.60SR	60	128,0	60	23,5	315	2190
49.65SR	65	141,0	65	27,5	335	2670
49.70SR	70	156,0	70	28,5	370	3250
49.75SR	75	162,0	75	29,0	375	3660
49.80SR	80	174,0	80	32,0	400	4500
49.85SR	85	174,0	85	32,0	400	5290
49.90SR	90	194,0	90	36,0	445	6640
49.95SR	95	194,0	95	36,0	445	6640
49.100SR	100	228,0	100	43,0	485	8850
49.110SR	110	238,0	110	45,0	513	11060
49.120SR	120	250,0	120	51,0	530	11060
49.130SR	130	265,0	130	53,0	560	14800
49.140SR	140	290,0	140	56,0	630	15850
49.150SR	150	290,0	150	56,0	630	15850

Non sparking box wrenches

75.SR - Non sparking metric angled socket wrenches

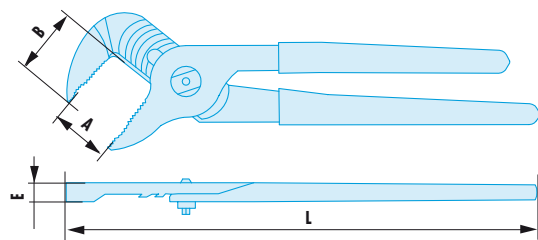


- Special non sparking and anti-magnetic Copper-Beryllium alloy.

➤	A [mm]	H [mm]	L [mm]	ΔΔ [g]
75.6SR	6	29	120	100
75.8SR	8	33	144	150
75.10SR	10	37	168	200
75.12SR	12	42	216	220
75.13SR	13	45	240	250
75.14SR	14	45	245	300
75.15SR	15	48	250	350
75.16SR	16	48	255	500
75.17SR	17	51	260	550
75.18SR	18	53	265	550
75.19SR	19	55	270	550
75.20SR	20	57	272	600
75.21SR	21	57	275	750
75.22SR	22	59	278	750
75.23SR	23	60	282	800
75.24SR	24	63	286	850
75.27SR	27	69	294	900
75.30SR	30	75	302	1000
75.32SR	32	81	310	1100
75.36SR	36	85	330	1300
75.41SR	41	90	350	1380

Non sparking multigrip pliers

482.SR - Non sparking multigrip pliers

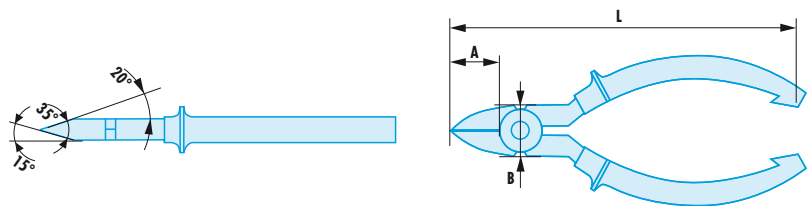



- Special non sparking and anti-magnetic Copper-Beryllium alloy.
- For safety purposes, FACOM uses sheaths in overmoulded antistatic pvc to prevent any risk of sparks.

➤	A [mm]	B [mm]	E [mm]	L [mm]	ΔΔ [g]
482.15SR	25	26	8	150	150
482.25SR	45	36	10	250	455
482.30SR	55	38	11	300	745
482.35SR	55	42	11	350	790

Non sparking cutting pliers

482.SR - Non sparking cutting pliers

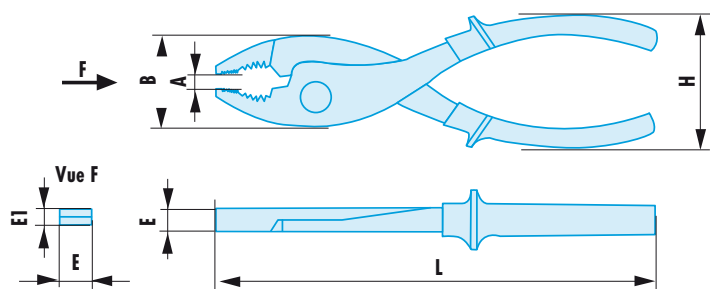



- Special non sparking and anti-magnetic Copper-Beryllium alloy.
- For safety purposes, FACOM uses sheaths in overmoulded antistatic pvc to prevent any risk of sparks.
- Cutting edges designed specifically for easy cutting and extended lifetime of the tool.

➤	A [mm]	B [mm]	L [mm]	ΔΔ [g]
192.16SR	22	22	155	205
192.20SR	30	28	198	310

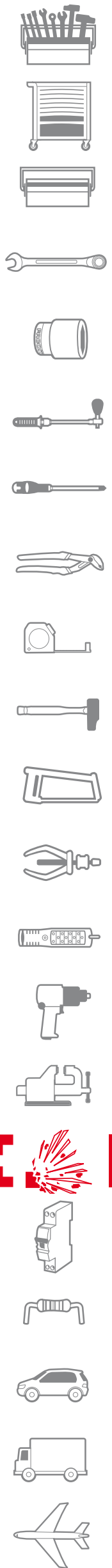
Non sparking motorist pliers

186.SR - Non sparking motorist pliers



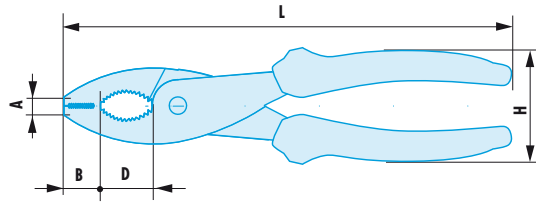
- Special non sparking and anti-magnetic Copper-Beryllium alloy.
- For safety purposes, FACOM uses sheaths in overmoulded antistatic pvc to prevent any risk of sparks.

➤	A [mm]	B [mm]	E [mm]	E1 [mm]	H [mm]	L [mm]	ΔΔ [g]
186.7SR	8	26	9	6	43	153	215
186.8SR	13	36	12	7	53	203	325




Non sparking pliers

Non sparking gas plier

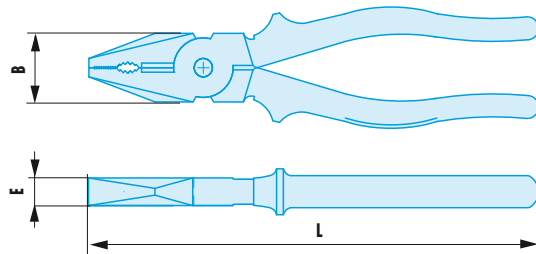


- Special non sparking and anti-magnetic Copper-Beryllium alloy.
- For safety purposes, FACOM uses sheaths in overmoulded antistatic pvc to prevent any risk of sparks.


	A [mm]	B [mm]	d [mm]	H [mm]	L [mm]	$\Delta\Delta$ [g]
186.9SR	7	16	24	50	203	350

Non sparking Lineman's pliers

Non sparking Lineman's pliers

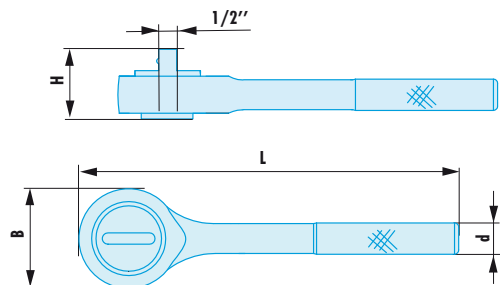


- Special non sparking and anti-magnetic Copper-Beryllium alloy.
- For safety purposes, FACOM uses sheaths in overmoulded antistatic pvc to prevent any risk of sparks.
- Cutting edges designed specifically for easy cutting and extended lifetime of the tool.

	B [mm]	E [mm]	L [mm]	$\Delta\Delta$ [g]
187.16SR	24	10	150	180
187.18SR	26	11	175	306
187.20SR	28	12	200	405
187.22SR	32	13	250	502

1/2" to 1" Non sparking ratchets

■ Non sparking 1/2" - 3/4" - 1" ratchets

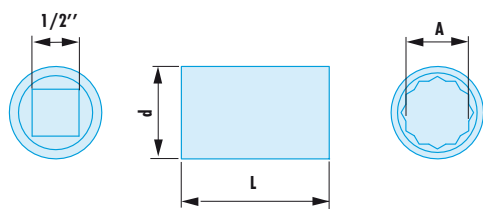


- Special non sparking and anti-magnetic Copper-Beryllium alloy.
- The entire ratchet mechanism is made in Copper-Beryllium.

⇒	A [mm]	Square ["]	d [mm]	H [mm]	L [mm]	ΔΔ [g]
S.155SR	48	1/2"	17	43,6	245	690
K.149SR	70	3/4"	21	58,0	320	1570
M.151SR	84	1"	26	70,0	550	3400

1/2" Non sparking sockets

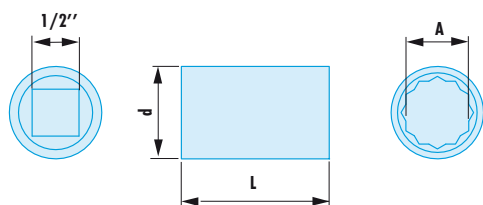
■ Non sparking 1/2" metric 12-point sockets



- Special non sparking and anti-magnetic Copper-Beryllium alloy.

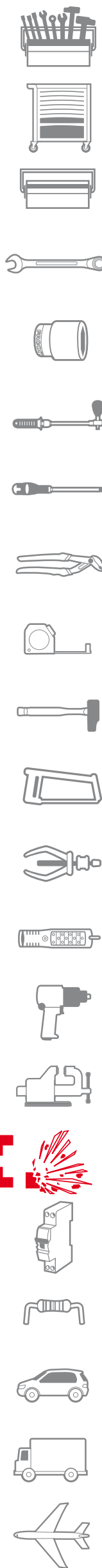
⇒	A [mm]	d maxi [mm]	L [mm]	ΔΔ [g]
S.6SR	6	24	40	75
S.7SR	7	24	40	80
S.8SR	8	24	40	80
S.9SR	9	24	40	80
S.10SR	10	24	40	80
S.11SR	11	24	40	80
S.12SR	12	24	40	80
S.13SR	13	24	40	80
S.14SR	14	24	40	80
S.15SR	15	25	40	85
S.16SR	16	25	40	85
S.17SR	17	25	40	90
S.18SR	18	26	42	90
S.19SR	19	28	42	110
S.20SR	20	29	42	120
S.21SR	21	30	43	140
S.22SR	22	31	43	145
S.23SR	23	33	43	160
S.24SR	24	34	43	185
S.25SR	25	36	43	200
S.26SR	26	37	43	210
S.27SR	27	38	46	235
S.28SR	28	39	46	245
S.29SR	29	41	46	250
S.30SR	30	42	46	285
S.32SR	32	44	46	320

■ S.SR - Non sparking 1/2" inch 12-point sockets



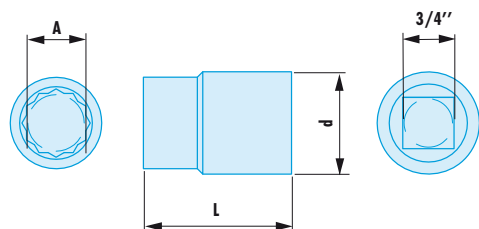
- Special non sparking and anti-magnetic Copper-Beryllium alloy.

⇒	d maxi [mm]	L [mm]	ΔΔ [g]
S.5/16SR	24	40	78
S.3/8SR	24	40	78
S.7/16SR	24	40	79
S.1/2SR	24	40	79
S.9/16SR	24	40	80
S.5/8SR	25	40	90
S.11/16SR	26	40	95
S.3/4SR	28	42	100
S.13/16SR	30	43	120
S.7/8SR	32	43	140
S.15/16SR	34	43	150
S.1PSR	36	43	100
S.1P1/16SR	38	46	240
S.1P1/4SR	43	46	275
S.1P7/16SR	49	50	310



3/4" Non sparking sockets

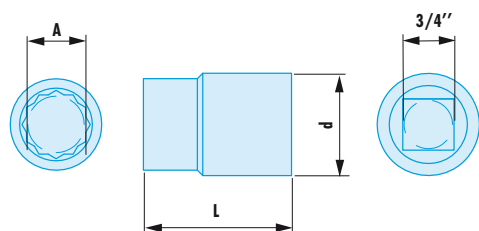
▣ K.SR - Non sparking 3/4" metric 12-point sockets



- Special non sparking and anti-magnetic Copper-Beryllium alloy.

➤	A [mm]	d maxi [mm]	L [mm]	ΔΔ [g]
K.17SR	17	38	50	246
K.19SR	19	38	50	246
K.21SR	21	38	55	268
K.22SR	22	38	55	268
K.23SR	23	40	55	306
K.24SR	24	40	55	307
K.26SR	26	40	55	307
K.27SR	27	40	55	312
K.28SR	28	41	55	339
K.29SR	29	42	55	350
K.30SR	30	43	60	410
K.32SR	32	45	60	465
K.34SR	34	48	60	480
K.36SR	36	50	60	510
K.38SR	38	53	60	555
K.41SR	41	57	65	660
K.46SR	46	63	65	830
K.50SR	50	68	70	945

▣ K.SR - Non sparking 3/4" inch 12-point sockets

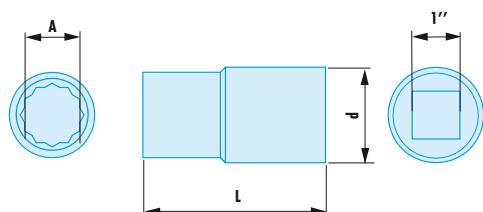


- Special non sparking and anti-magnetic Copper-Beryllium alloy.

➤	d maxi [mm]	L [mm]	ΔΔ [g]
K.3/4SR	38	50	240
K.13/16SR	38	55	262
K.7/8SR	38	55	267
K.15/16SR	40	55	305
K.1PSR	40	55	310
K.1P1/16SR	40	55	315
K.1P1/8SR	43	55	245
K.1P3/16SR	44	60	400
K.1P1/4SR	46	60	437
K.1P5/16SR	48	60	472
K.1P3/8SR	50	60	515
K.1P7/16SR	52	60	525
K.1P1/2SR	54	60	580
K.1P5/8SR	58	65	702
K.1P3/4SR	62	65	761
K.1P13/16SR	63	65	830
K.1P7/8SR	66	65	850
K.2PSR	69	70	930

1" Non sparking sockets

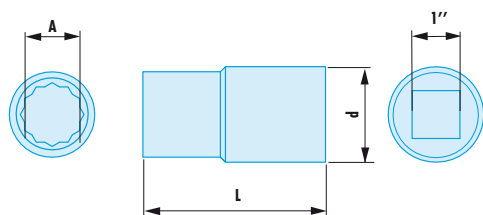
■ M.SR - Non sparking 1" metric 12-point sockets



- Special non sparking and anti-magnetic Copper-Beryllium alloy.

Socket	A [mm]	d maxi [mm]	L [mm]	ΔΔ [g]
M.22SR	22	48	55	360
M.24SR	24	48	55	370
M.26SR	26	48	55	380
M.27SR	27	48	55	395
M.28SR	28	48	55	400
M.29SR	29	48	55	400
M.30SR	30	48	60	445
M.31SR	31	48	60	450
M.32SR	32	48	60	480
M.34SR	34	50	60	500
M.36SR	36	52	65	505
M.38SR	38	55	65	570
M.41SR	41	58	70	630
M.46SR	46	64	75	785
M.50SR	50	68	75	890
M.55SR	55	74	80	1090
M.60SR	60	81	85	1220
M.65SR	65	88	90	1455
M.70SR	70	95	90	1550
M.75SR	75	103	95	2160
M.80SR	80	110	95	2405

■ M.SR - Non sparking 1" inch 12-point sockets



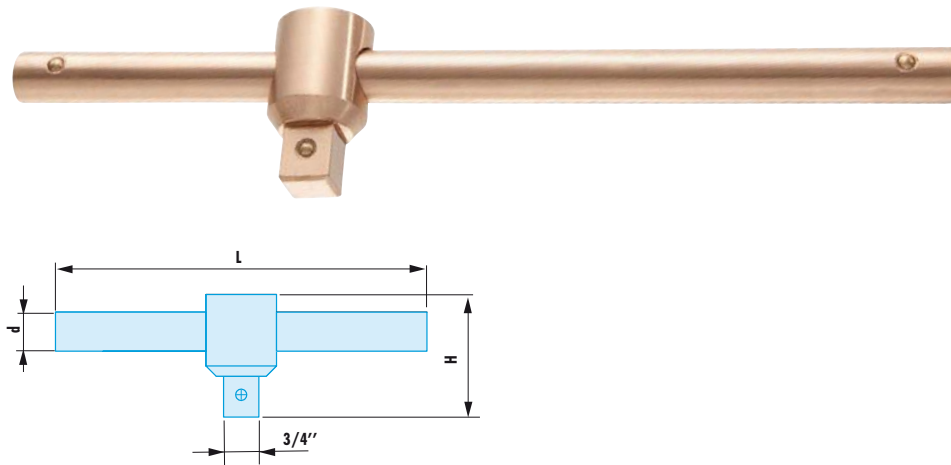
- Special non sparking and anti-magnetic Copper-Beryllium alloy.

Socket	d maxi [mm]	L [mm]	ΔΔ [g]
M.1P1/16SR	48	55	395
M.1P1/8SR	48	55	400
M.1P3/16SR	48	60	445
M.1P1/4SR	48	60	470
M.1P5/16SR	48	60	485
M.1P3/8SR	50	60	490
M.1P7/16SR	52	65	520
M.1P1/2SR	55	65	500
M.1P5/8SR	58	70	635
M.1P7/8SR	66	75	780
M.2PSR	68	75	910
M.2P1/4SR	77	80	1190
M.2P1/2SR	85	90	1375
M.2P3/4SR	95	90	1505
M.3PSR	104	95	1670



Non sparking accessories

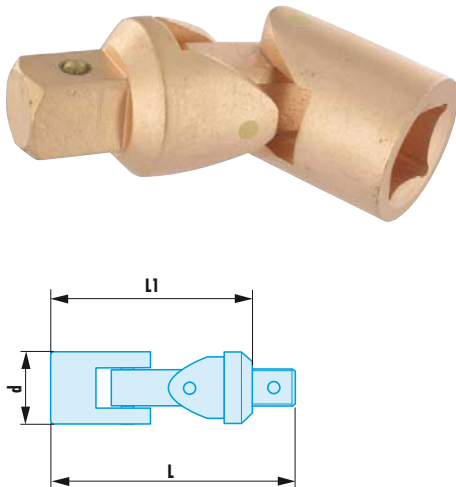
SKM.120SR - Non sparking 1/2" - 3/4" - 1" sliding tee



- Special non sparking and anti-magnetic Copper-Beryllium alloy.

☞	Square ["]	d [mm]	H [mm]	L [mm]	ΔΔ [g]
S.120SR	1/2"	13	45	250	330
K.120SR	3/4"	21	62	400	1335
M.120SR	1"	21	72	400	1620

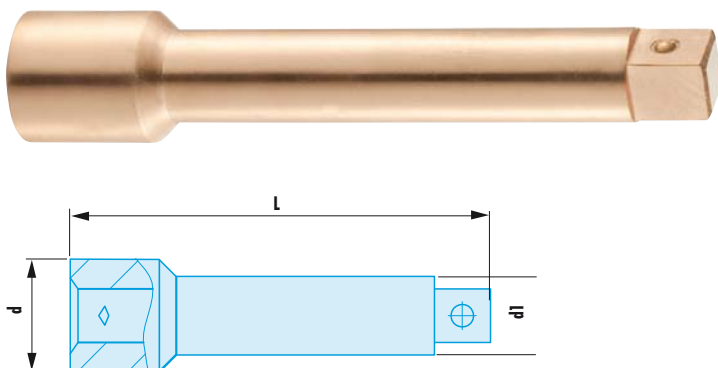
SKM.240SR - Non sparking 1/2" - 3/4" - 1" universal joints



- Special non sparking and anti-magnetic Copper-Beryllium alloy.

☞	Square ["]	d [mm]	L [mm]	L1 [mm]	ΔΔ [g]
S.240SR	1/2"	25	80	65	185
K.240SR	3/4"	38	110	90	500
M.240SR	1"	48	133	95	1000

SKM.SR - Non sparking 1/2" - 3/4" - 1" extensions

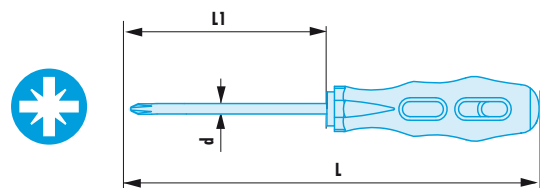


- Special non sparking and anti-magnetic Copper-Beryllium alloy.

☞	Square ["]	d [mm]	d1 [mm]	L [mm]	ΔΔ [g]
S.208SR	1/2"	24	16,5	100	245
S.210SR	1/2"	24	16,5	125	260
S.212SR	1/2"	24	16,5	200	485
S.215SR	1/2"	24	16,5	250	510
K.210SR	3/4"	35	25,0	200	960
M.210SR	1"	45	34,0	200	1580

Non sparking screwdrivers

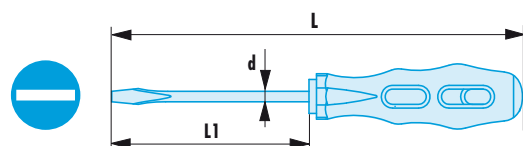
AND.SR - non sparking screwdriver for Pozidriv® heads



- Special non sparking and anti-magnetic Copper-Beryllium alloy.
- For safety purposes, FACOM uses wood handles to prevent any risk of sparks. This is not the case of certain bi-material plastic handles.

➤	Pozidriv [No]	d [mm]	L [mm]	L1 [mm]	ΔΔ [g]
AND0X75SR	PZ0	3,0	150	50	35
AND1X75SR	PZ1	4,5	175	75	45
AND2X100SR	PZ2	6,0	200	100	85
AND3X150SR	PZ3	8,0	250	150	145
AND4X200SR	PZ4	10,0	320	200	230

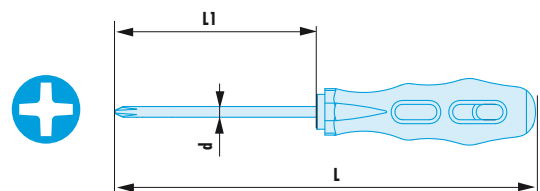
AN.SR - non sparking screwdriver for slotted heads



- Special non sparking and anti-magnetic Copper-Beryllium alloy.
- For safety purposes, FACOM uses wooden handles to prevent any risk of sparks. This is not the case of certain bi-material plastic handles.

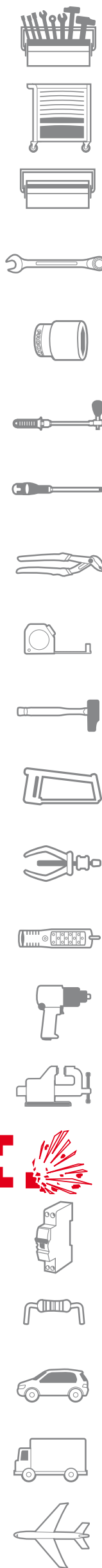
➤	d [mm]	L [mm]	L1 [mm]	ΔΔ [g]
AN3X50SR	3,0	150	50	35
AN4.5X50SR	4,5	150	50	43
AN3X75SR	3,0	175	75	35
AN4X75SR	4,0	175	75	45
AN4X50SR	4,0	200	100	45
AN5X100SR	5,0	200	100	75
AN6X100SR	6,0	200	100	85
AN6X150SR	6,0	250	150	110
AN7X150SR	7,0	250	150	125
AN8X150SR	8,0	250	150	140
AN8X200SR	8,0	320	200	165
AN9X250SR	9,0	370	250	185
AN11X250SR	11,0	400	250	260
AN10X300SR	10,0	450	300	245
AN11X350SR	11,0	500	350	320
AN12X400SR	12,0	550	400	450
AN13X450SR	13,0	600	450	530

AND.SR - non sparking screwdriver for Phillips® heads



- Special non sparking and anti-magnetic Copper-Beryllium alloy.
- For safety purposes, FACOM uses wooden handles to prevent any risk of sparks. This is not the case of certain bi-material plastic handles.

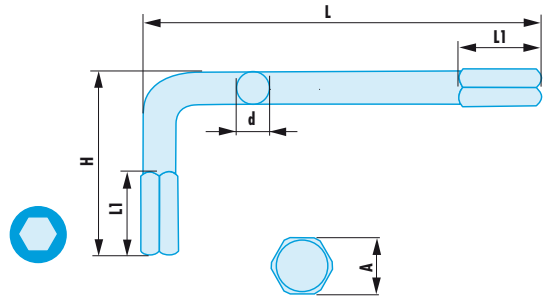
➤	Phillips [No]	d [mm]	L [mm]	L1 [mm]	ΔΔ [g]
ANP0X50SR	PH0	3	150	50	35
ANP1X75SR	PH1	5	175	75	70
ANP1X100SR	PH1	5	200	100	75
ANP2X100SR	PH2	6	200	100	100
ANP2X125SR	PH2	6	225	125	110
ANP3X150SR	PH3	8	250	150	165
ANP4X200SR	PH4	8	320	200	185
ANP4X300SR	PH4	9	450	300	245
ANP4X400SR	PH4	9	550	400	295



Non sparking screwdrivers, keys

Non sparking hexagon keys

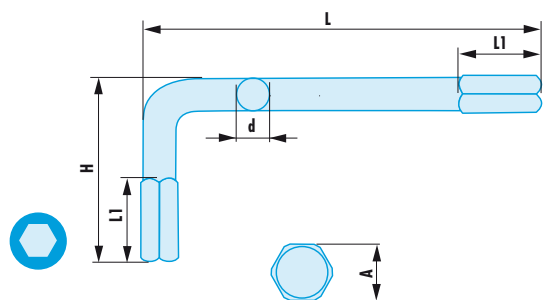
82H.SR - Non sparking metric keys



- Special non sparking and anti-magnetic Copper-Beryllium alloy.

➤	A [mm]	L1 [mm]	d [mm]	H [mm]	L [mm]	ΔΔ [g]
82H.1.5SR	1,5	5	3,0	13	38	5
82H.2SR	2,0	5	3,0	13	38	5
82H.3SR	3,0	7	3,7	25	59	10
82H.4SR	4,0	10	3,8	30	65	10
82H.5SR	5,0	10	4,5	32	79	15
82H.6SR	6,0	15	5,5	37	85	25
82H.7SR	7,0	20	6,0	43	88	35
82H.8SR	8,0	20	7,0	44	92	50
82H.9SR	9,0	20	8,0	44	97	60
82H.10SR	10,0	20	9,0	45	110	80
82H.11SR	11,0	20	10,0	48	119	100
82H.12SR	12,0	20	11,0	52	130	145
82H.13SR	13,0	20	11,5	54	140	180
82H.14SR	14,0	25	12,0	58	150	210
82H.16SR	16,0	25	14,0	63	162	300
82H.17SR	17,0	30	15,0	65	168	370
82H.18SR	18,0	30	16,0	69	173	450
82H.19SR	19,0	30	17,0	72	177	490
82H.22SR	22,0	35	20,0	77	186	675
82H.23SR	23,0	35	21,0	79	189	725
82H.24SR	24,0	35	22,0	82	192	825
82H.27SR	27,0	35	25,0	93	213	1220
82H.32SR	32,0	40	30,0	116	266	2065
82H.36SR	36,0	40	34,0	128	294	2905
82H.41SR	41,0	40	39,0	140	320	4120

82H.SR - Non sparking inch keys

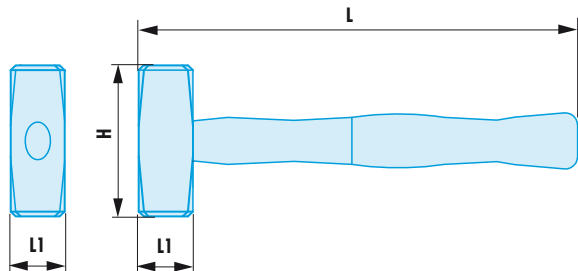


- Special non sparking and anti-magnetic Copper-Beryllium alloy.

➤	A ["]	L1 [mm]	d [mm]	H [mm]	L [mm]	ΔΔ [g]
82H.1/16SR	1/16"	5	3,0	13	38	5
82H.5/64SR	5/64"	5	3,0	13	38	5
82H.3/32SR	3/32"	6	3,3	13	38	5
82H.7/64SR	7/64"	7	3,8	24	58	10
82H.1/8SR	1/8"	7	3,8	24	58	10
82H.9/64SR	9/64"	10	4,0	29	64	10
82H.5/32SR	5/32"	10	4,0	30	65	10
82H.3/16SR	3/16"	10	4,5	31	79	15
82H.7/32SR	7/32"	15	5,0	37	85	20
82H.1/4SR	1/4"	15	6,0	37	85	30
82H.9/32SR	9/32"	20	6,0	43	88	45
82H.5/16SR	5/16"	20	7,0	44	92	50
82H.11/32SR	11/32"	20	8,0	44	97	50
82H.3/8SR	3/8"	20	9,0	45	110	85
82H.7/16SR	7/16"	20	10,0	48	119	110
82H.1/2SR	1/2"	20	11,5	55	140	170
82H.9/16SR	9/16"	25	12,0	58	150	195
82H.5/8SR	5/8"	25	14,0	63	162	270
82H.11/16SR	11/16"	30	15,0	65	168	355
82H.3/4SR	3/4"	30	17,0	73	178	450
82H.13/16SR	13/16"	35	19,0	77	184	565
82H.7/8SR	7/8"	35	20,0	79	187	650
82H.15/16SR	15/16"	35	22,0	82	192	825
82H.1PSR	1"	35	23,0	85	200	925
82H.1P1/16SR	1-1/16"	35	25,0	93	213	1220
82H.1P1/8SR	1-1/8"	40	27,0	100	230	1350
82H.1P3/16SR	1-3/16"	40	28,0	105	240	1615
82H.1P1/4SR	1-1/4"	40	30,0	116	266	2065
82H.1P7/16SR	1-7/16"	40	34,0	128	294	2905
82H.1P5/8SR	1-5/8"	40	39,0	140	320	4120

Non sparking mallets

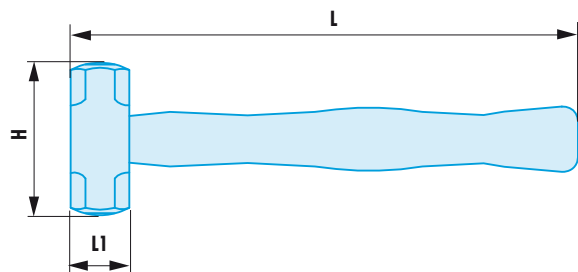
1262H.SR - Non sparking German style club hammer



- Special non sparking and anti-magnetic Copper-Beryllium alloy.
- For safety purposes, FACOM uses wooden handles to prevent any risk of sparks. This is not the case of certain bi-material plastic handles.
- To avoid any risk of sparks, the design of the hammer heads is specific, without sharp edges.

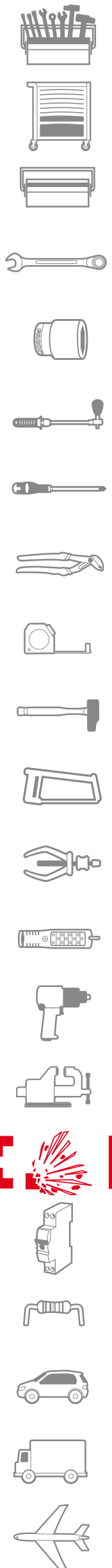
➤	H [mm]	L [mm]	L1 [mm]	ΔΔ [g]
1262H.50SR	80,0	250	29,0	650
1262H.100SR	94,0	250	38,0	1300
1262H.150SR	115,0	250	42,0	1800
1262H.200SR	125,5	250	46,5	2300
1262H.400SR	165,0	800	58,0	4900
1262H.500SR	178,0	800	62,0	5900

1261H.SR - Non sparking sledgehammers



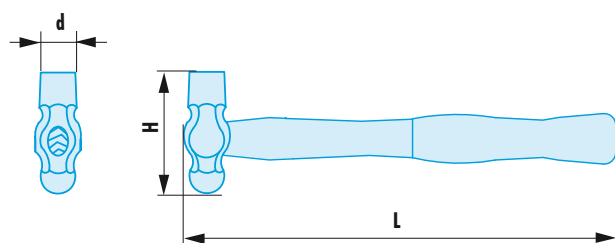
- Special non sparking and anti-magnetic Copper-Beryllium alloy.
- For safety purposes, FACOM uses wooden handles to prevent any risk of sparks. This is not the case of certain bi-material plastic handles.
- To avoid any risk of sparks, the design of the hammer heads is specific, without sharp edges.

➤	H [mm]	L [mm]	L1 [mm]	ΔΔ [g]
1261H.45SR	79	250	29,0	610
1261H.100SR	102	250	39,0	1300
1261H.140SR	116	250	42,0	1700
1261H.150SR	122	250	42,5	1800
1261H.180SR	122	250	46,5	2100
1261H.200SR	130	250	48,0	2300
1261H.220SR	134	250	49,0	2500
1261H.250SR	146	258	50,0	3410
1261H.270SR	151	258	51,0	3610
1261H.300SR	156	700	53,0	3910
1261H.400SR	168	800	59,0	4910
1261H.450SR	177	800	61,0	5410
1261H.500SR	184	800	63,0	5910
1261H.540SR	187	800	65,0	6310
1261H.640SR	197	800	69,0	7310
1261H.800SR	208	900	75,0	8910
1261H.820SR	208	900	76,0	9110
1261H.990SR	226	900	80,0	10810



Non sparking hammers

202H.SR - Non sparking ball pein hammers

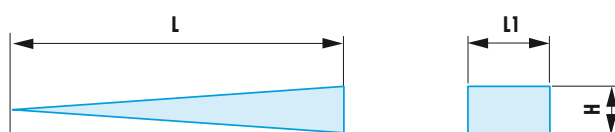


- Special non sparking and anti-magnetic Copper-Beryllium alloy.
- For safety purposes, FACOM uses wooden handles to prevent any risk of sparks. This is not the case of certain bi-material plastic handles.
- To avoid any risk of sparks, the design of the hammer heads is specific, without sharp edges.

➤	d [mm]	H [mm]	L [mm]	ΔΔ [g]
202H.1/4SR	24,2	80	300	400
202H.1/2SR	25,0	90	300	500
202H.1SR	27,0	101	325	680
202H.1P1/4SR	34,0	115	366	950
202H.1P1/2SR	36,0	126	366	1205
202H.2SR	39,0	137	397	1470

Non sparking wedges

WF.SR - Non sparking wedges

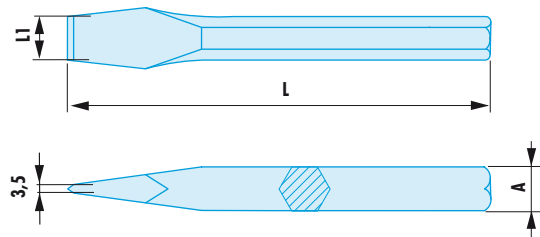


- Special non sparking and anti-magnetic Copper-Beryllium alloy.

➤	H [mm]	L [mm]	L1 [mm]	ΔΔ [g]
WF80.13SR	6	80	13	25
WF100.50SR	10	100	50	200
WF135.50SR	18	135	50	500
WF150.40SR	8	150	40	200
WF150.25SR	8	150	25	125
WF150.26SR	13	150	25	205
WF150.30SR	13	150	30	400
WF180.32SR	13	180	32	305
WF180.50SR	19	180	50	700
WF200.20SR	30	200	20	490
WF200.30SR	30	200	30	740
WF200.40SR	40	200	40	1315
WF200.50SR	12	200	50	500
WF230.40SR	20	230	40	750
WF250.40SR	30	250	40	1230
WF300.50SR	40	300	50	2460

Non sparking chisels

265.SR - Non sparking chisels

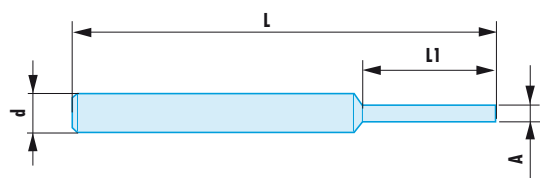


- Special non sparking and anti-magnetic Copper-Beryllium alloy.

➤	A [mm]	L [mm]	L1 [mm]	ΔΔ [g]
265.20SR	10	150	12	100
265.22SR	12	160	14	240
265.24SR	14	200	16	250
265.26SR	16	160	18	260
265.28SR	17	350	19	900
265.29SR	22	600	24	1800
263.30SR	25	300	28	1205
263.32SR	30	300	35	2860

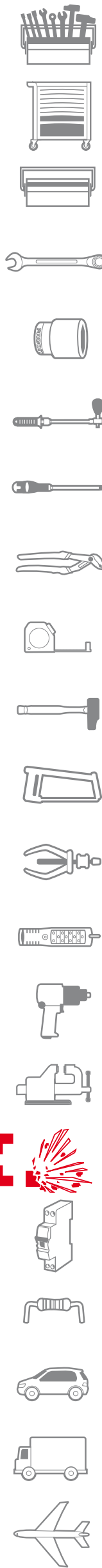
Non sparking drift punches

249.SR - Non sparking drift punches



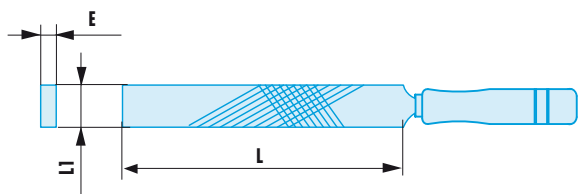
- Special non sparking and anti-magnetic Copper-Beryllium alloy.

➤	A [mm]	d [mm]	L1 [mm]	L [mm]	ΔΔ [g]
249.3SR	3	9	20	110	20
249.4SR	4	10	35	110	60
249.6SR	6	12	35	115	105
249.8SR	8	14	40	120	130
249.10SR	10	16	45	145	200
249.12SR	12	18	50	160	280



Non sparking files

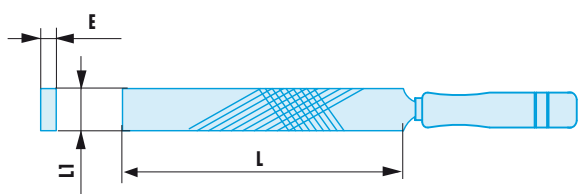
▣ PAM.MDSR - Non sparking flat second-cut file



- Special non sparking and anti-magnetic Copper-Beryllium alloy.
- For safety purposes, FACOM uses wooden handles to prevent any risk of sparks. This is not the case of certain bi-material plastic handles.

▣	E [mm]	L [mm]	L1 [mm]	ΔΔ [g]
PAM.MD150SR	4,0	150	16	75
PAM.MD200SR	4,5	200	21	160
PAM.MD250SR	6,0	250	25	282
PAM.MD300SR	6,5	300	30	455

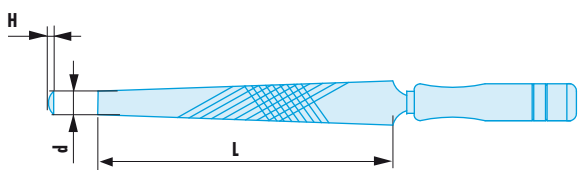
▣ PAM.DSR - Non sparking smooth flat file



- Special non sparking and anti-magnetic Copper-Beryllium alloy.
- For safety purposes, FACOM uses wooden handles to prevent any risk of sparks. This is not the case of certain bi-material plastic handles.

▣	E [mm]	L [mm]	L1 [mm]	ΔΔ [g]
PAM.D350SR	8	350	32	675
PAM.D400SR	9.5	400	32	925

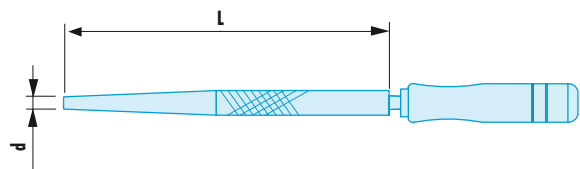
▣ DRD.MDSR - Non sparking half-round second-cut file



- Special non sparking and anti-magnetic Copper-Beryllium alloy.
- For safety purposes, FACOM uses wooden handles to prevent any risk of sparks. This is not the case of certain bi-material plastic handles.

▣	d [mm]	H [mm]	L [mm]	ΔΔ [g]
DRD.MD200SR	15	4	150	105
DRD.MD220SR	17	4	200	190
DRD.MD250SR	17	5	250	255
DRD.MD300SR	17	5	300	375
DRD.MD350SR	17	6	350	565

RD.MDSR - Non sparking round second-cut file

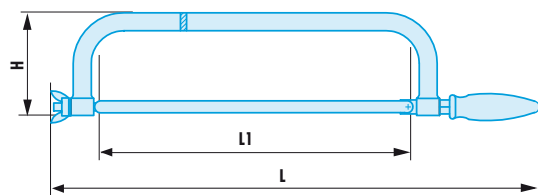


- Special non sparking and anti-magnetic Copper-Beryllium alloy.
- For safety purposes, FACOM uses wooden handles to prevent any risk of sparks. This is not the case of certain bi-material plastic handles.

RD	d [mm]	L [mm]	ΔΔ [g]
RD.MD150SR	5,5	150	45
RD.MD200SR	6,0	200	90
RD.MD250SR	6,5	250	120
RD.MD300SR	7,0	300	180
RD.MD350SR	7,5	350	250

Non sparking saws

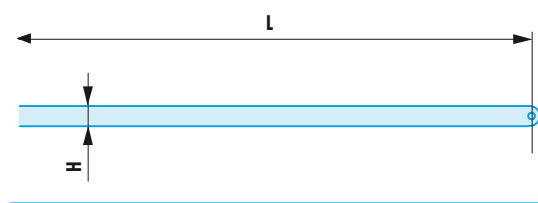
Non sparking hacksaw frame



- Special non sparking and anti-magnetic Copper-Beryllium alloy.
- For safety purposes, FACOM uses wooden handles to prevent any risk of sparks. This is not the case of certain bi-material plastic handles.

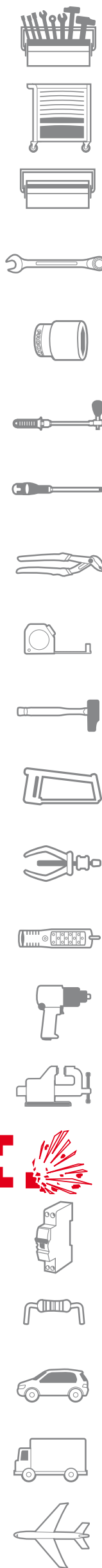
RD	H [mm]	L [mm]	L1 [mm]	ΔΔ [g]
599SR	103	500	300	645

Non sparking hacksaw blade




- Special non sparking and anti-magnetic Copper-Beryllium alloy.
- 10 teeth per centimeter for most current uses.

RD	H [mm]	L [mm]	ΔΔ [g]
660A.10SR	12	300	30



Non sparking pipework wrench

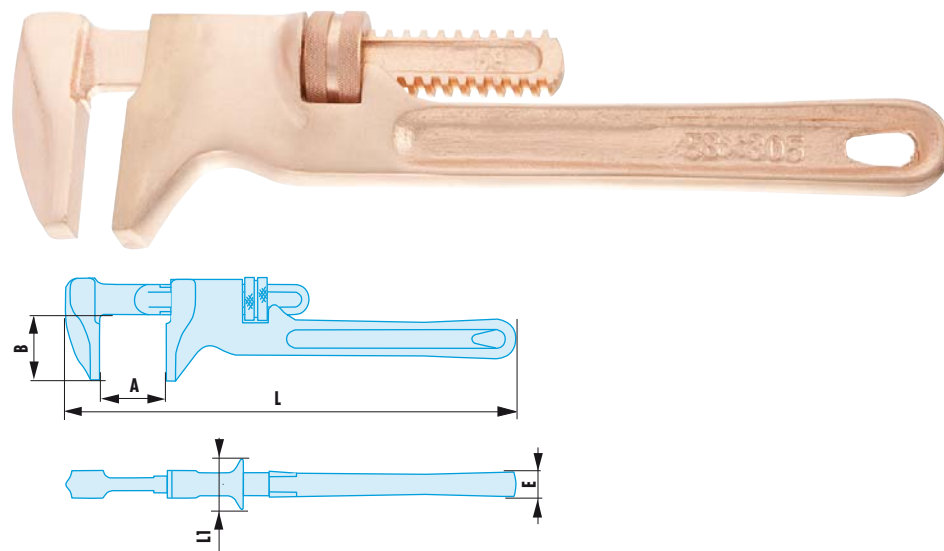
136A-137A.SR - Non sparking chain pipework wrenches



- Special non sparking and anti-magnetic Copper-Beryllium alloy.

➤	d [mm]	L [mm]	ΔΔ [g]
136A.2SR	100	600	2105
137A.2P1/2SR	100	600	3955
137A.4PSR	150	600	4475
137A.6PSR	200	900	8705

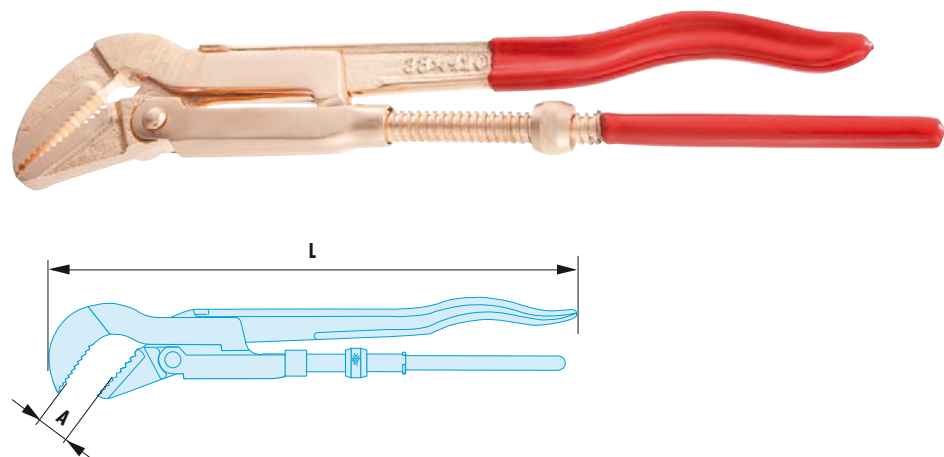
134A.SR - Non sparking monkey wrenches



- Special non sparking and anti-magnetic Copper-Beryllium alloy.

➤	A [mm]	B [mm]	E [mm]	L [mm]	L1 [mm]	ΔΔ [g]
134A.8SR	45	35,5	12	240	26	510
134A.10SR	48	35,5	12	254	26	615
134A.12SR	58	43,0	15	305	28	1180
134A.14SR	65	49,5	18	350	32	1220

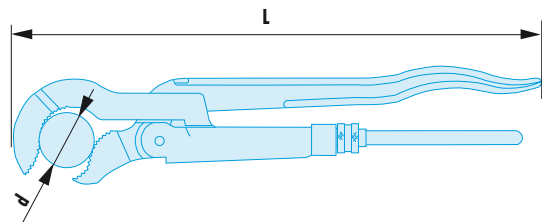

120A.SR - Non sparking Swedish model pipework wrenches



- Special non sparking and anti-magnetic Copper-Beryllium alloy.
- For safety purposes, FACOM uses sheaths in overmoulded antistatic pvc to prevent any risk of sparks.

➤	A [mm]	L [mm]	ΔΔ [g]
120A.1P1/2SR	38	434	1430
120A.2PSR	50	535	1755

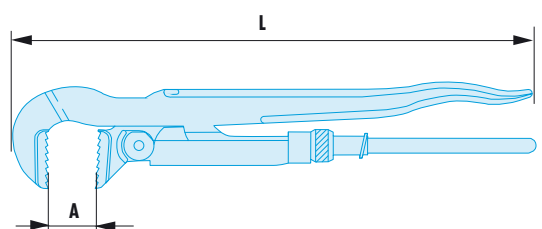

121A.SR - Non sparking Swedish model pipework wrenches



- Special non sparking and anti-magnetic Copper-Beryllium alloy.
- For safety purposes, FACOM uses sheaths in overmoulded antistatic pvc to prevent any risk of sparks.

➤	d [mm]	L [mm]	ΔΔ [g]
121A.2PSR	50	535	2605

122A.SR - Non sparking Swedish model pipework wrenches

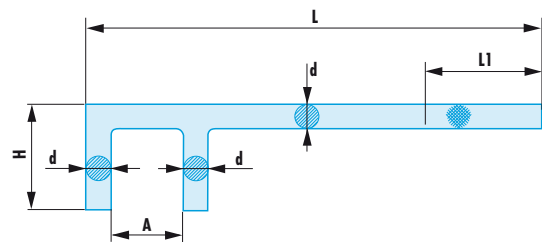


- Special non sparking and anti-magnetic Copper-Beryllium alloy.
- For safety purposes, FACOM uses sheaths in overmoulded antistatic pvc to prevent any risk of sparks.

➤	A [mm]	L [mm]	ΔΔ [g]
122A.2PSR	38	434	1500

Non sparking valve wrench

VH.SR - Non sparking valve wrenches



- Special non sparking and anti-magnetic Copper-Beryllium alloy.
- Metal-grip handle.

➤	A [mm]	d [mm]	H [mm]	L [mm]	L1 [mm]	ΔΔ [g]
VH30.200SR	30	13,0	44	200	100	280
VH32.300SR	32	15,0	50	300	120	540
VH35.250SR	35	13,0	47	250	110	365
VH40.300SR	40	14,0	50	300	120	470
VH45.350SR	45	15,0	58	350	130	610
VH48.375SR	48	15,0	62	375	140	660
VH50.400SR	50	15,5	67	400	150	705
VH55.450SR	55	16,5	73	450	160	960
VH60.500SR	60	17,5	79	500	170	1205
VH65.550SR	65	18,0	82	550	180	1370
VH70.600SR	70	18,0	85	600	190	1540
VH75.650SR	75	18,5	88	650	200	1705
VH80.700SR	80	19,0	91	700	210	1910
VH85.750SR	85	20,0	97	750	220	2250
VH90.800SR	90	20,0	103	800	230	2380

