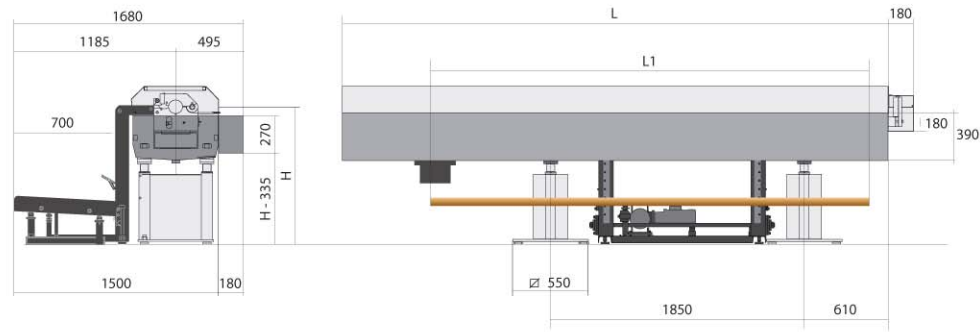


HYDROBAR SPRINT S3

Robust design combined with maximum guidance precision




Bar diameter	ø 10 - 80 mm
Loading rack capacity:	70 bars of ø 10 mm 8 bars of ø 80 mm
Bar Length (L1) :	
Model 3M	3300 mm
Model 12'	3800 mm
Model 4M	4200 mm

L	
Model 3M	3980 mm
Model 12'	4490 mm
Model 4M	4880 mm

Robust design combined with maximum guidance precision

HYDROBAR SPRINT S3




The way in which the bar loader is set up has an impact on the performance of the lathe / magazine bar loader duo

At this stage, the technician's skills, experience, and knowledge, in addition to the equipment's features, is added value.

Minimal maintenance

The Sprint S3's robust construction guarantees silent operation without vibrations. Its technical concept ensures increased service life for tools and therefore a better overall service life and a minimum amount of maintenance.



LNS®

The user-friendly remote control helps the operator to set up the unit, and provides self-diagnosis and monitoring. The LNS worldwide technical support, with direct access to qualified assistance, provides solutions without delay to any production breakdown.

LNS


LNS SA CH-2534 Orvin / Switzerland
Phone +41 (0)32 358 02 00 Fax +41 (0)32 358 02 01
www.Lns-world.com sales@Lns-world.com

Subject to modifications / Sprint S3-EN / 07-07



LNS A MEMBER OF NUGEROL HOLDING SA

HYDROBAR SPRINT S3



Robust design combined with maximum guidance precision

This automatic, high-performance magazine bar loader covers diameters from 10 mm to 80 mm. The Sprint S3 is a magazine bar loader for CNC lathes with fixed headstock intended for medium and large-sized production runs. The machine's robust design together with the precision guidance of its bearing elements, enables optimum rotation speeds with no vibrations. Therefore offers enhanced performance combined with total reliability.

Exceptional performances

The Sprint S3's technical concept enables vibrations to be eliminated during lathing while at the same time attaining maximum rotation speeds. Its guidance system, which uses hydrostatic bearing blocks, enables you to obtain excellent surface quality for your workpieces while still adhering to the sort of tolerances guaranteed by earlier versions.

Hydrostatic bearing blocks

With its Hydrobar® technology, the Sprint S3 offers outstanding guidance quality. Bars are guided by hydrostatic bearing blocks that are designed to function at the highest rotation speeds.

Programmable control

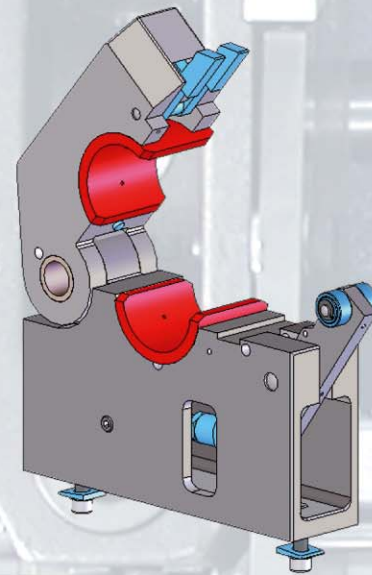

The new Sprint S3 is fitted with a latest generation programmable automated system which, via the remote control, allows precision regulation of all automatic functions on the machine. Its state-of-the-art optoelectronic detector controls the path of measurement optically, thus ensuring maximum precision and reliability.

Changing diameters

Changing the diameter is an important element in production costs and for this reason the Sprint S3 ensures the time required for loading is reduced, while at the same time guaranteeing rapid and easy changeover. All guidance elements on the device can be changed in only fifteen minutes.

Storage capacity

When lathing large runs it is essential to minimize idle time. With its large storage capacity, the Sprint S3 allows uninterrupted use of CNC lathes. The magazine bar loader even preloads the next bar while the previous bar is being machined to achieve the maximum time.



The Sprint S3 offers a high quality of work for the most demanding applications. It also ensures reliable operation regardless of whether you are loading round, quadratic or hexagonal bars.

The hydrostatic principle at no time restricts the rotation speeds of your spindles. The machine achieves maximum performances when clearance between the diameter of bearing elements and bar is 1 mm.

All positioning and regulation operations on the machine can be made simply and easily using the new remote control unit. This incorporates ergonomic, intuitive menus which allow rapid changes to be made to production runs.

During loading, the bearing blocks open and the new bar is set down. When they are closed, the bar is held in the hydrostatic bearing blocks and an oil injection absorbs all vibrations and friction from the bar currently rotating. At this point, guiding quality depends on the clearance between the bar and the guide elements selected by the user.

